

MANOR ROAD, ERITH DA8 2AJ
///SPEAKS.FUND.CALM

TO LET


Available now.

UNIT 9: 2,500 SQ FT (232.26 SQ M)

Coming Soon.

UNIT 6: 2,520 SQ FT (234.1 SQ M)

UNIT 15 & 17: 5,001 SQ FT (464.61 SQ M)



Strategically located
less than 5 miles from
Junction 1A of the M25.



Newly refurbished units.



Warehousing that Works.

High performance space for your business.

Manford Industrial Estate comprises of a modern business/ industrial estate with units ranging in size from 2,500 sq ft to 5,001 sq ft.

This fully secure site features security gates to the estate, on-site CCTV, and car parking.

Located in the main industrial area of Erith, the estate benefits from excellent road connections providing access to the A206, M25 and Blackwall Tunnel. Erith Rail Station is also just 1 mile away, offering convenient transport links into the central London.




Warehousing that Works.



Why choose Manford Industrial Estate?



Strategically located with the A206 providing direct access to Junction 1A of the M25 in under 5 miles.



Erith Rail Station is located 1 mile away, providing access to central London in under 40 minutes.



Less than a mile away from Erith town centre providing amenities nearby.

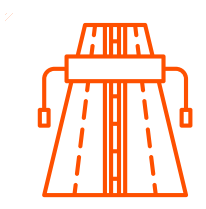


Under an hour away from London City Airport.



Warehousing that Works.

You're well-connected.




MAIN ROADS

A206	0.8 miles
M25 J1A	4.8 miles
M20	10.2 miles
A12	16.8 miles



TOWNS/CITIES

Woolwich	7.3 miles
Grays	11.1 miles
Dartford	13.2 miles
Stratford	16.9 miles



RAIL STATIONS

Erith Station	1.3 miles
Dartford Station	4.0 miles
Woolwich Station	6.8 miles
North Greenwich Station	12.7 miles



AIRPORTS

London City Airport	9.3 miles
Southend Airport	30.5 miles
London Gatwick Airport	38.3 miles
London Heathrow Airport	61.4 miles



Warehousing that Works.

Within 30 min labour pool

Within 1 hour

Within 2 hours

Within 3 hours

Source: Google maps.

Travel distances are approximate.

Maps not to scale.




Availability.

UNIT 6	2,520 SQ FT (234.1 SQ M)
UNIT 9	2,500 SQ FT (232.26 SQ M)
UNIT 15 & 17	5,001 SQ FT (464.61 SQ M)

All floor areas are approximate gross internal areas.



Ground floor offices



Security gates to the estate



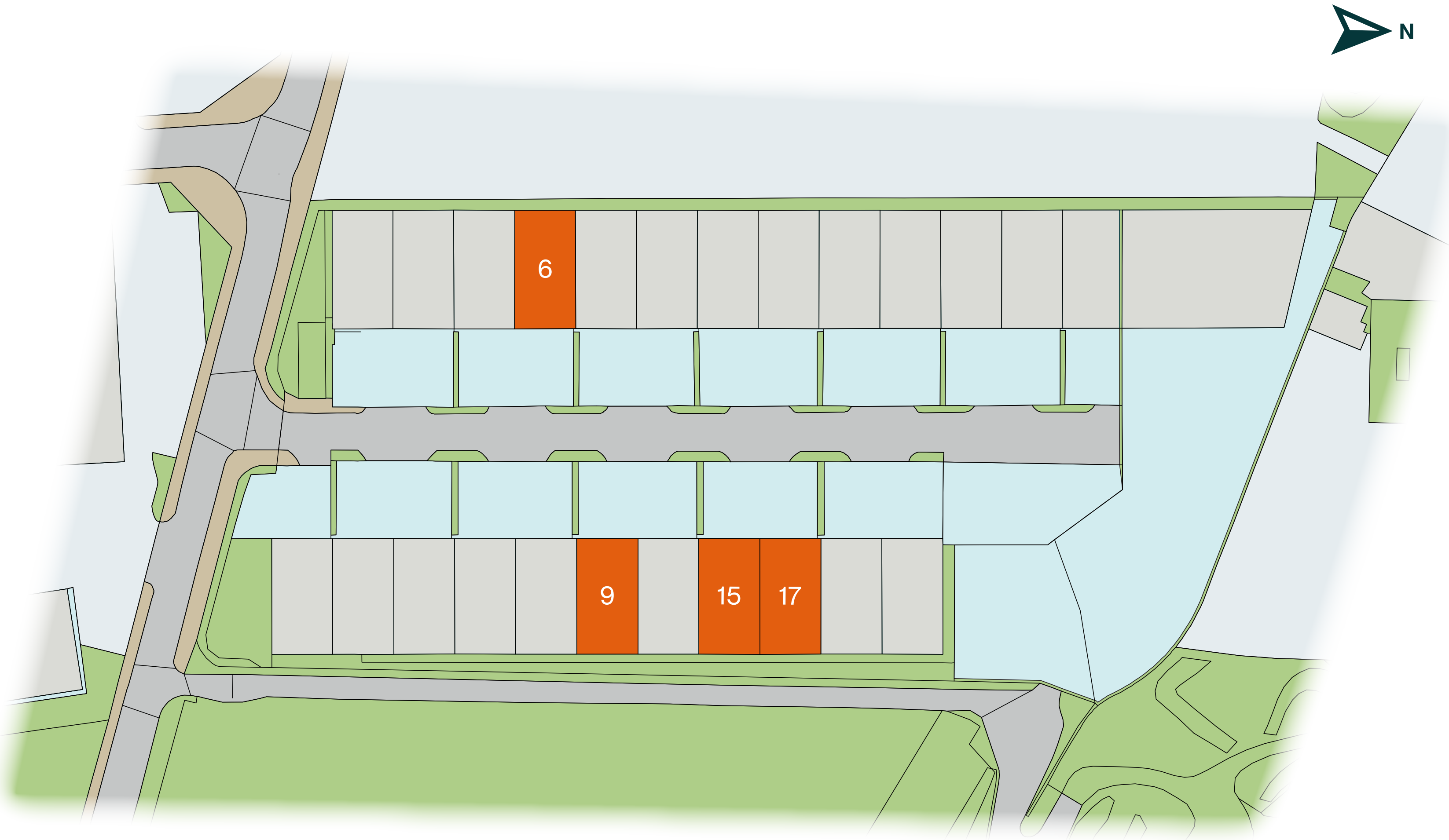
WCs and kitchenette



On site CCTV



Allocated car parking



Warehousing that Works.




FREDDIE JODRELL

Assistant Asset Manager

07747 104 049

freddie.jodrell@indurent.com



Misrepresentation Act 1967. Unfair Contract Terms 1977. The Property Misdescription Act 1991. These particulars are issued without any responsibility on the part of the agent and are not to be construed as containing any representation or fact upon which any person is entitled to rely. Neither the agent or any person in their employment has any authority to make or give any representation or warranty whatsoever in relation to the property. Images throughout are for indicative purposes only. ANTI MONEY LAUNDERING The successful lessee will be required to provide the usual information to satisfy the AML requirements when Heads of Terms are agreed. December 2025. TBDW 07470-01.



Warehousing that Works.

indurent.com

[@indurentUK](#) [@indurent](#) [@indurentUK](#)